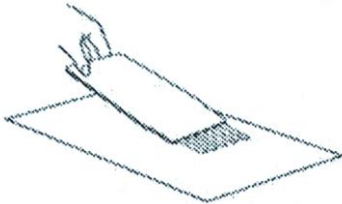


Ferle Powder narkotikatest

1. For surfaces


1. Wipe with the strips over the surface in which the drugs are expected.



2. Fill all buffers from the supplied tube of buffer into the protection cover.

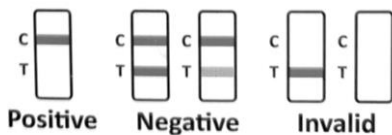


3. Insert the multitest slowly and carefully into the protection cover with buffer.



4. Wait for lines to appear on the membrane and read the results after 5 minutes and do not interpret the result after 10 minutes. If all lines appear sooner than 5 minutes, the test results are all negative.

5. A visible test line = negative result (no drugs detected). Even a faint colored line, means that the test result is negative.

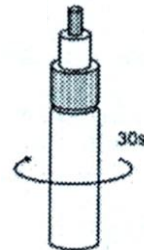


2. For solids

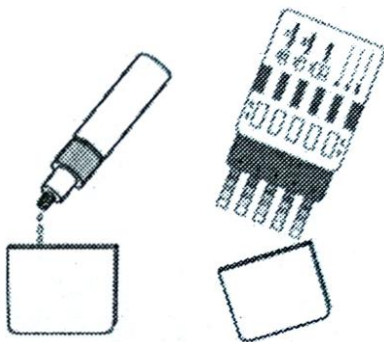
1. Open the tube and put the solid in to the buffer.



2. Close the tube with dropper and cap. Shake it a short time. Wait for at least 30 seconds.



3. Fill all buffers with dissolved substances into the protection cover. Insert the multitest slowly and carefully into the protection cover with buffer.



4. Wait for lines to appear on the membrane and read the results after 5 minutes and do not interpret the result after 10 minutes. If all lines appear sooner than 5 minutes, the test results are all negative.

5. A visible test line = negative result (no drugs detected). Even a faint colored line, means that the test result is negative.

